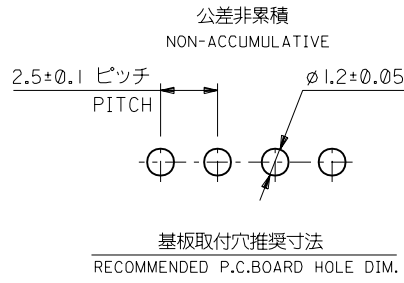
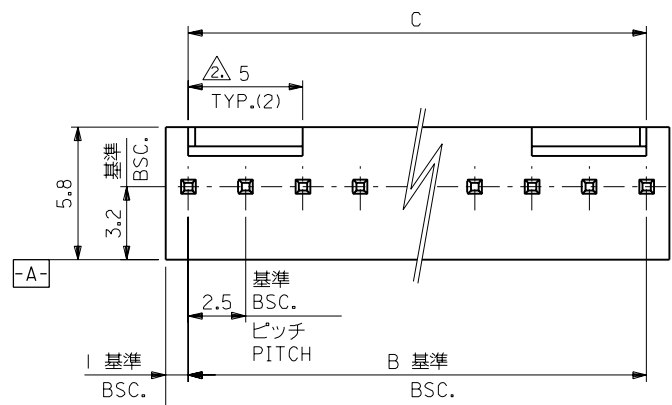
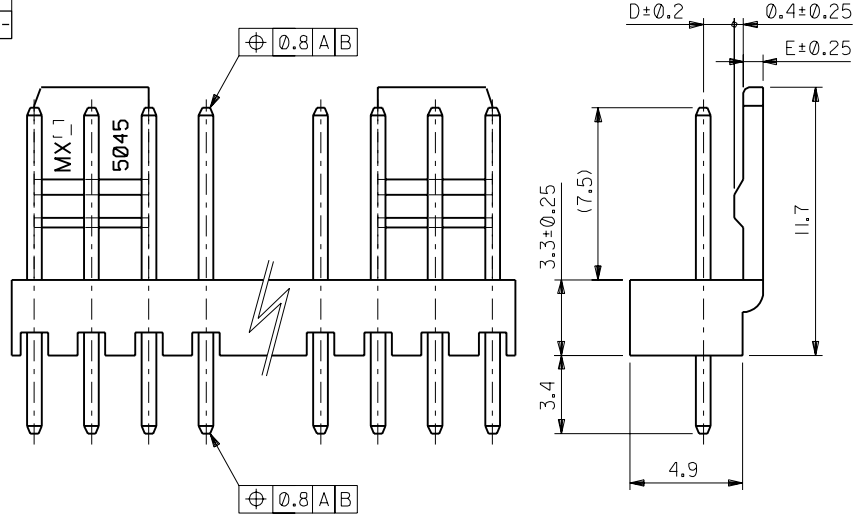


DWG. NO. SD-5045-NA



注) NOTE.

1. 材料 MATERIAL
 ピン : \square 0.635x14.2 黄銅、銅下地錫メッキ
 PIN: 0.635x14.2 BRASS TIN OVER COPPER PLATING.
 ウェハー : ナイロン66, UL 94V-0
 WAFER: NYLON66, UL94V-0
2. \triangle 6極以上に適用
 TO BE APPLIED FOR 6 CKT. AND MORE THEN 6 CKT.
3. 5極以下はロック部スリットなし
 NO SLIT IS PROVIDED FOR 5 CKT. AND LESS THAN 5 CKT.



1.35	0.85	47.5 ^{+0.3} _{-0.45}	47.5	22-04-1201	5045-20A	20
		45 ^{+0.3} _{-0.45}	45	-1191	-19A	19
		42.5 ^{+0.3} _{-0.45}	42.5	-1181	-18A	18
		40 ^{+0.3} _{-0.45}	40	-1171	-17A	17
		37.5 ^{+0.3} _{-0.45}	37.5	-1161	-16A	16
		35 ^{+0.3} _{-0.45}	35	-1151	-15A	15
		32.5 ^{+0.3} _{-0.45}	32.5	-1141	-14A	14
		30 ^{+0.3} _{-0.45}	30	-1131	-13A	13
		27.5 ^{+0.3} _{-0.45}	27.5	-1121	-12A	12
		25 ^{+0.3} _{-0.45}	25	-1111	-11A	11
		22.5 ^{+0.3} _{-0.45}	22.5	-1101	-10A	10
		20 ^{+0.3} _{-0.45}	20	-1091	-09A	9
		17.5 ^{+0.3} _{-0.45}	17.5	-1081	-08A	8
		15 ^{+0.3} _{-0.45}	15	-1071	-07A	7
		12.5 ^{+0.3} _{-0.45}	12.5	-1061	-06A	6
		10 ^{+0.3} _{-0.45}	10	-1051	-05A	5
1.35	0.85	7.5 ^{+0.3} _{-0.45}	7.5	-1041	-04A	4
1.2	1	5 ^{+0.3} _{-0.45}	5	-1031	-03A	3
1.2	1	2.5 ^{+0.3} _{-0.45}	2.5	22-04-1021	5045-02A	2
D	E	C	B	EDP.NO.	ENG.NO.	極数 CKT.

DO NOT SCALE DRAWING

図番 NO. DRWN: CHK: APPR: 図番 NO. DRWN: CHK: APPR: 図番 NO. DRWN: CHK: APPR: 図番 NO. DRWN: CHK: APPR:	材料 注記参照 SEE NOTES	GENERAL TOLERANCES: (UNLESS SPECIFIED) 一般公差	SCALE 5:1	DESIGN UNITS <input checked="" type="checkbox"/> mm <input type="checkbox"/> INCH	DIMENSIONS: <input type="checkbox"/> mm <input type="checkbox"/> INCH <input checked="" type="checkbox"/> mm ONLY	SHT REV	TITLE: KK 2.5 WAFER ASS'Y WITH LOCK	MOLEX INCORPORATED	SHEET NO. I												
										10 UNDER 未滿 以上	10 OVER 30 UNDER 未滿 以上	30 OVER 以上	DRAWN BY & DATE K.KOHAMA 00/3/28	CHECKED BY & DATE T.YAMAGUCHI 00/3/30	APPROVED BY & DATE M.FUKUSHIMA 00/3/30	MATERIAL NO. 5045-***A	DRAWING NO. SD-5045-NA	WIRE RANGE 適用線径範囲	ANGLE 角度	2885 DRAWING CONTAINS INFORMATION THAT IS PROPRIETARY TO MOLEX INCORPORATED AND SHOULD NOT BE USED WITHOUT WRITTEN PERMISSION.	SIZE B
										FINISH 仕上り	WIRE RANGE 適用線径範囲	ANGLE 角度	CAD FILENAME S5045.S01	MATERIAL NO. 5045-***A	DRAWING NO. SD-5045-NA	SHEET NO. I					
										REDRAWN 再描 図番 NO. JC2000-0629 DRWN: K.KOHAMA CHK: T.YAMAGUCHI APPR: M.FUKUSHIMA	INS. RANGE 板厚公差	3°	S5045.S01	5045-***A	SD-5045-NA	I					